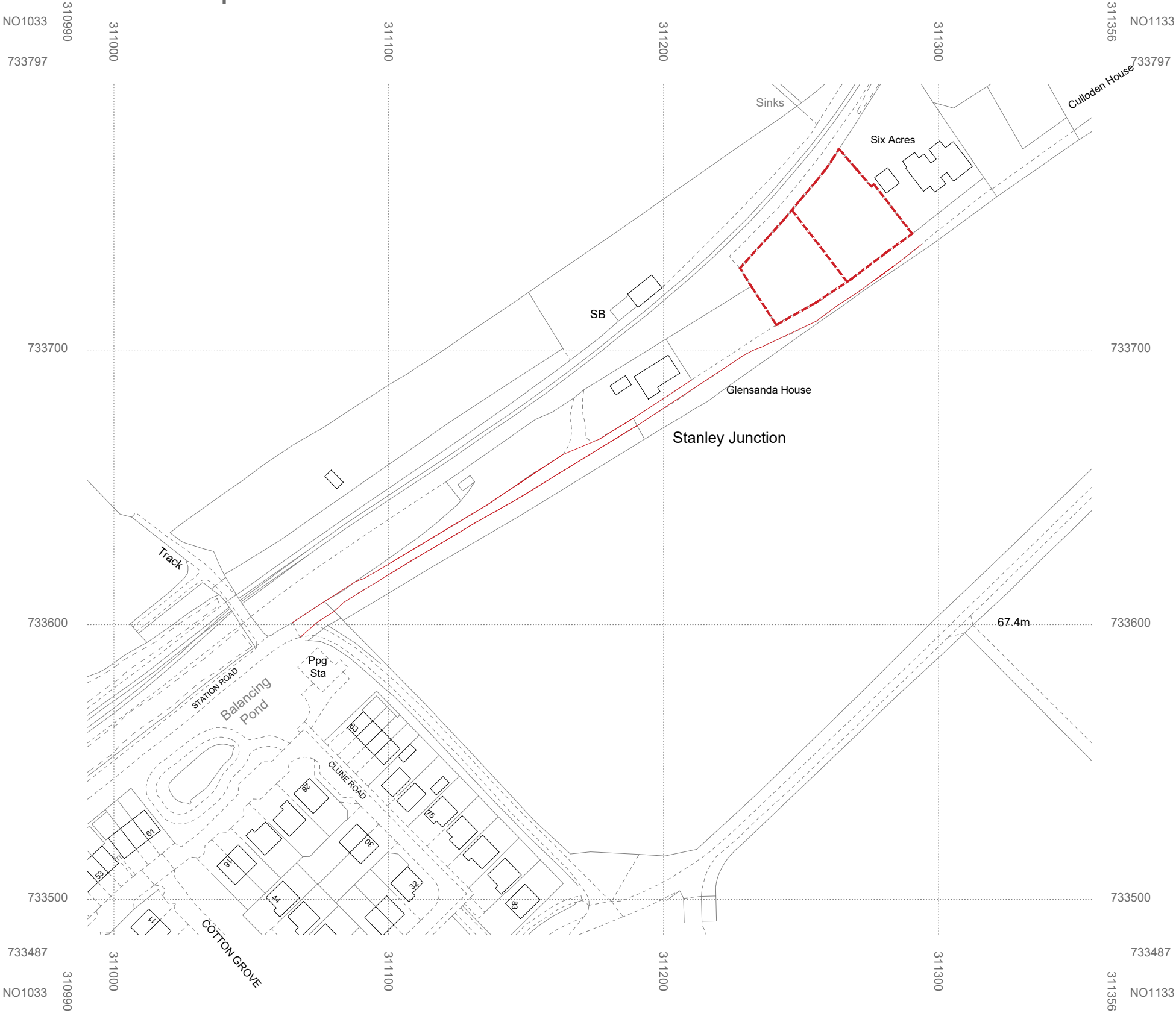



NOTES
Do not scale for construction purposes.
Should any discrepancies be found with this drawing, please inform the office.
Copyright of this drawing is owned by - Mill Architects Limited, 3-4 Easter Dalmeny, Edinburgh, EH30 9TS

NORTH

MapServe



LOCATION PLAN



SCALE BAR 1:1250

CLIENT

MR. RICHARD THOMAS

PROJECT

STATION ROAD, STANLEY

STATUS

PLANNING

DRAWING TITLE

LOCATION PLAN

SCALE - A4

1:2500

DATE

MAY 22

JOB NO.

870

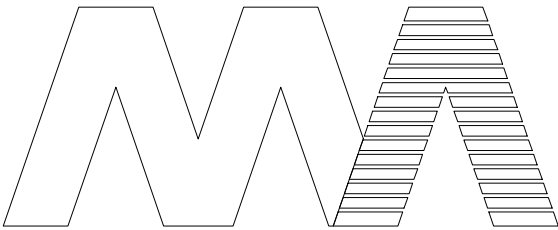
DWG. NO.

(90)101

DRAWN BY

JMH

REVISION



MILL ARCHITECTS